

Public Sector Rebuild

Programme of Work as at June 2015



MINISTRY OF BUSINESS,
INNOVATION & EMPLOYMENT
HIKINA WHAKATUTUKI

New Zealand Government



Public Sector Rebuild - Programme of Work as at June 2015

Key: Design Tender Construction ----- We are here -----

LEAD AGENCY	PROJECT NAME	VALUE TIER*	2015				2016				2017				2018				2019				2020				2021			
			Q1	Q2	Q3	Q4	Q1	Q2	Q3	Q4	Q1	Q2	Q3	Q4	Q1	Q2	Q3	Q4	Q1	Q2	Q3	Q4	Q1	Q2	Q3	Q4	Q1	Q2	Q3	Q4
Canterbury District Health Board \$350m to \$400m	Eathquake Facilities Programme	\$350m to \$400m	[Dark blue bar spanning all quarters from 2015 Q1 to 2021 Q4]																											
Canterbury Earthquake Recovery Authority \$1100m to \$1200m	Bus Interchange	\$50m to \$100m	[Dark blue bar from 2015 Q1 to 2015 Q3]																											
	Avon River Precinct, including North Frame	\$100m to \$150m	[Green bar from 2015 Q1 to 2015 Q3]; [Dark blue bar from 2015 Q1 to 2016 Q4]																											
	East Frame - public realm	\$20m to \$50m	[Cyan bar from 2015 Q1 to 2015 Q2]; [Green bar from 2015 Q1 to 2015 Q2]; [Dark blue bar from 2015 Q1 to 2016 Q3]																											
	Accessible City - Stage 1	\$50m to \$100m	[Cyan bar from 2015 Q1 to 2015 Q3]; [Green bar from 2015 Q1 to 2015 Q3]; [Dark blue bar from 2015 Q1 to 2016 Q4]																											
	Canterbury Earthquake Memorial (through to dedication)	\$10m to \$20m	[Cyan bar from 2015 Q1 to 2015 Q4]; [Green bar from 2015 Q3 to 2015 Q4]; [Dark blue bar from 2015 Q3 to 2017 Q2]																											
	The Square	<\$10m	[Cyan bar from 2015 Q2 to 2015 Q4]; [Dark blue bar from 2015 Q3 to 2016 Q2]																											
	Convention Precinct	\$350m to \$400m	[Cyan bar from 2015 Q1 to 2015 Q4]; [Green bar from 2015 Q2 to 2015 Q4]; [Dark blue bar from 2015 Q2 to 2018 Q4]																											
	South Frame – public realm (Stage 1)	\$20m to \$50m	[Cyan bar from 2015 Q1 to 2015 Q4]; [Green bar from 2015 Q3 to 2015 Q4]; [Dark blue bar from 2015 Q4 to 2016 Q1]																											
	Metro Sports Facility	\$200m to \$250m	[Cyan bar from 2015 Q2 to 2017 Q4]; [Dark blue bar from 2017 Q2 to 2020 Q4]																											
	Stadium (timelines to be confirmed)	\$450m to \$500m	[Dotted grey bar spanning all quarters from 2015 Q1 to 2021 Q4]																											

*Total project value.

Public Sector Rebuild - Programme of Work as at June 2015

Key: Design Tender Construction ----- We are here -----

LEAD AGENCY	PROJECT NAME	VALUE TIER*	2015				2016				2017				2018				2019				2020				2021			
			Q1	Q2	Q3	Q4	Q1	Q2	Q3	Q4	Q1	Q2	Q3	Q4	Q1	Q2	Q3	Q4	Q1	Q2	Q3	Q4	Q1	Q2	Q3	Q4	Q1	Q2	Q3	Q4
Christchurch City Council \$625 to \$675m	Art Gallery	\$50m to \$100m	[Construction bar from Q1 2015 to Q4 2015]																											
	Multiple projects less than \$10m each	\$100m to \$150m	[Construction bar from Q1 2015 to Q4 2015]																											
	Performing Arts Precinct	\$20m to \$50m	[Design bar from Q1 2015 to Q2 2015]; [Tender bar from Q3 2015 to Q4 2015]; [Construction bar from Q1 2016 to Q4 2017]																											
	Central Library	\$50m to \$100m	[Design bar from Q1 2015 to Q2 2015]; [Tender bar from Q3 2015 to Q4 2015]; [Construction bar from Q1 2016 to Q4 2017]																											
	South West Library and Service Centre	\$10m to \$20m	[Design bar from Q1 2015 to Q4 2015]; [Tender bar from Q1 2016 to Q2 2016]; [Construction bar from Q3 2016 to Q4 2017]																											
	New Swimming Pool in Eastern Suburbs	\$20m to \$50m	[Design bar from Q2 2015 to Q4 2015]; [Tender bar from Q1 2016 to Q2 2016]; [Construction bar from Q3 2016 to Q4 2017]																											
	Heritage Rebuild	\$20m to \$50m	[Construction bar from Q1 2015 to Q4 2015]																											
	Town Hall	\$100m to \$150m	[Tender bar from Q1 2015 to Q2 2015]; [Construction bar from Q3 2015 to Q4 2017]																											
	Carpark Repairs (to be defined)	\$20m to \$50m	[Construction bar from Q2 2015 to Q4 2015]																											
	Social Housing Rebuild	\$20m to \$50m	[Construction bar from Q1 2015 to Q4 2015]																											
	Community Facilities Rebuild Stage 1	\$50m to \$100m	[Construction bar from Q1 2015 to Q4 2015]																											
	Community Facilities Rebuild (including Heritage) Stage 2	\$50m to \$100m	[Construction bar from Q2 2015 to Q4 2018]																											
	Wastewater Pump Stations	\$100m to \$150m	[Construction bar from Q1 2015 to Q4 2015]																											

*Total project value.

Public Sector Rebuild - Programme of Work as at June 2015


Key: Design Tender Construction ----- We are here -----

LEAD AGENCY	PROJECT NAME	VALUE TIER*	2015				2016				2017				2018				2019				2020				2021			
			Q1	Q2	Q3	Q4	Q1	Q2	Q3	Q4	Q1	Q2	Q3	Q4	Q1	Q2	Q3	Q4	Q1	Q2	Q3	Q4	Q1	Q2	Q3	Q4	Q1	Q2	Q3	Q4
CPIT \$100m to \$150m	Student Hub (ALX Block)	\$20m to \$50m																												
	N&S Blocks	\$20m to \$50m																												
	Performing Arts Centre (Y Block)	\$10m to \$20m																												
Housing New Zealand Corporation \$300m to \$350m	New Builds	\$150m to \$200m																												
	Repair 5000 Houses	\$100m to \$150m																												
Lincoln Hub Partners \$200m to \$250m	Lincoln Hub (Phase I)	\$150 - \$200m																												
	Lincoln Hub (Phase II)	\$20 - \$50m																												
Lyttelton Port Company \$1000m to \$1100m	Inner Harbour Projects	\$225m to \$275m																												
	Cashin Quay and Coal Projects	\$225m to \$275m																												
	Reclamation Projects	\$475m to \$525m																												

*Total project value.

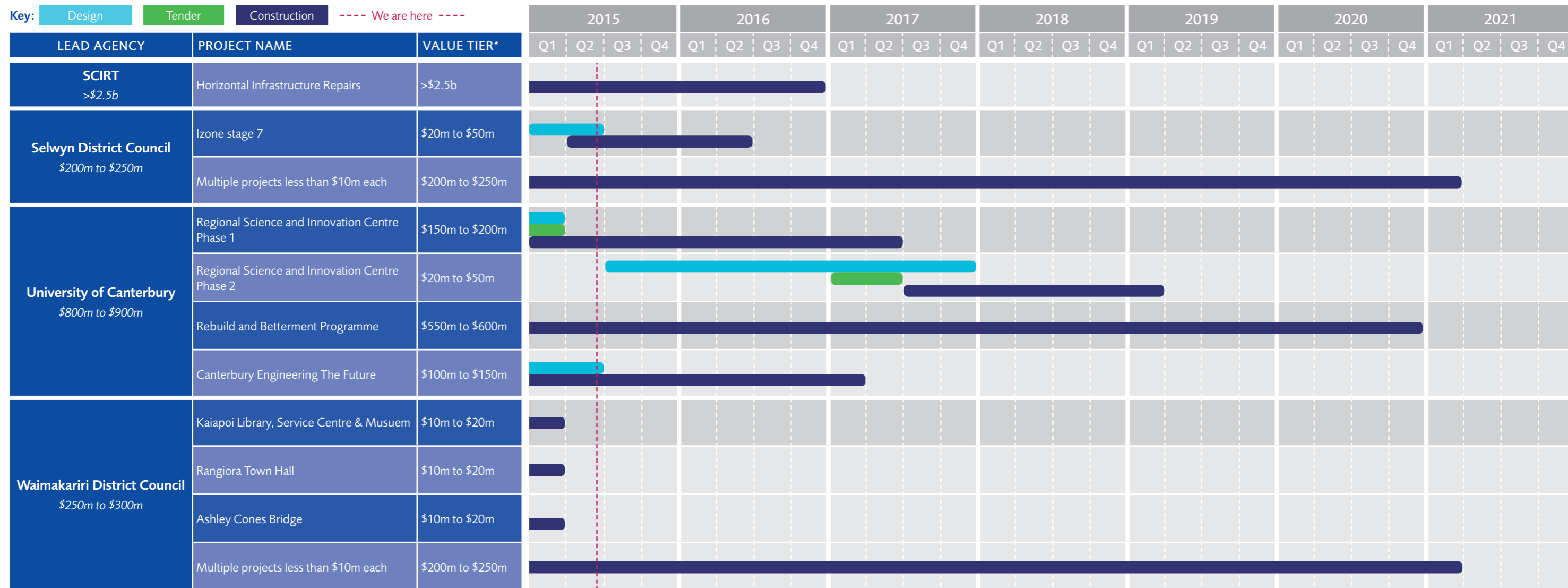
Public Sector Rebuild - Programme of Work as at June 2015

Key: Design Tender Construction ----- We are here -----

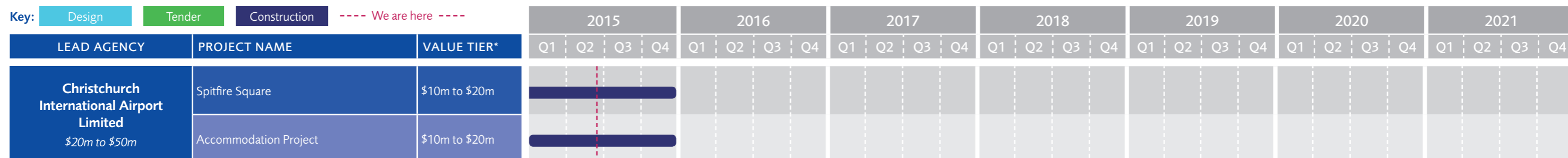


*Total project value.

Public Sector Rebuild - Programme of Work as at June 2015



Other Public Sector Construction Activity - Not rebuild related



*Total project value.